

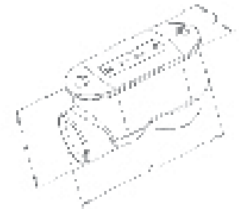
WATER-TIGHT CONNECTORS (ZINC DIE CAST)

HALEX PART #	DIMENSIONS (INCHES)			HALEX B (MAX)	PART #	DIMENSIONS (INCHES)			B (MAX)	C
	A (MIN)	A (MAX)	B (MIN)			A (MIN)	A (MAX)	B (MIN)		
COMPRESSION TYPE					FITS UF CABLE ONLY: #14/2, #12/2					
07210	0.425	0.465	0.665	0.730	06605B	0.10	0.22	0.48	0.44	1.20
07310	0.465	0.545	0.730	0.860	BAGGED ITEMS					
07310B	0.465	0.545	0.730	0.860	90661	0.10	0.22	0.48	0.44	1.20
08112B	0.522	0.562	0.860	0.920	FITS UF CABLE: #12/2, #12/3					
08212	0.550	0.590	0.920	0.970	06607B	0.18	0.22	0.80	0.66	1.27
08212B	0.550	0.590	0.920	0.970	BAGGED ITEMS					
08312	0.590	0.670	0.970	1.135	90662	0.18	0.22	0.80	0.66	1.27
09115B	0.670	0.725	1.135	1.210						
09215	0.710	0.750	1.205	1.245						
10220	0.710	0.750	1.215	1.250						
10220B	0.710	0.750	1.215	1.250						
10420	0.845	0.910	1.425	1.550						
10420B	0.845	0.910	1.425	1.550						
10520	0.910	1.005	1.550	1.600						
10520B	0.910	1.005	1.550	1.600						



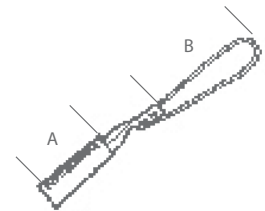
SERVICE ENTRANCE ELL (ALUMINUM)

HALEX PART #	DIMENSIONS (INCHES)		
	A	B	C
59505	1.625	1.406	3.281
59507	1.953	1.703	3.813
59510	2.125	1.563	4.313
59512	2.563	2.438	5.563
59515	2.594	2.625	6.250
59520	3.125	3.078	6.750



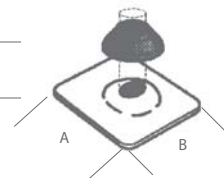
WEDGE CLAMP CONNECTORS (ALUMINUM)

HALEX PART #	DIMENSIONS (INCHES)	
	A	B
51061	3.00	5.45
51062	3.75	5.45
51063	3.75	5.45



ROOF FLASHINGS (STEEL)

HALEX PART #	DIMENSIONS (INCHES)	
	A	B
60812	14.50	10.75
60820	14.50	10.75
60825	14.50	10.75



DUCT SEAL

HALEX PART #	DIMENSIONS (INCHES)		
	A	B	C
79910B	4.125	4.125	0.075
79950B	4.188	4.188	0.081

